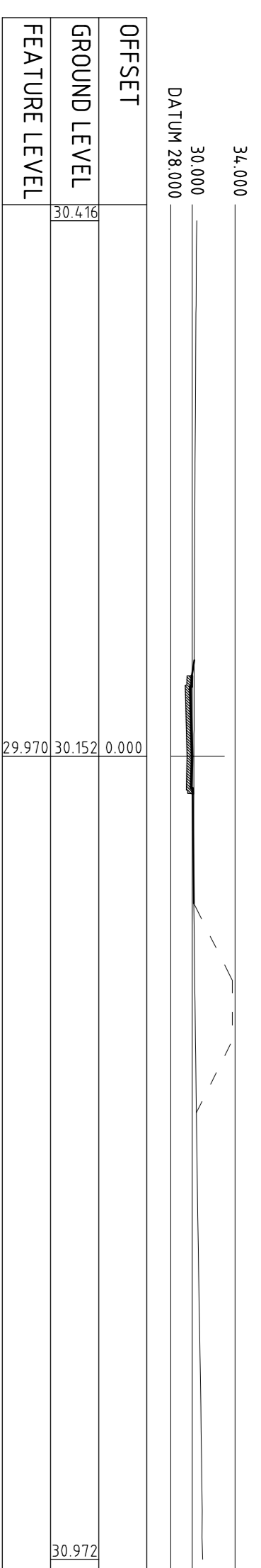


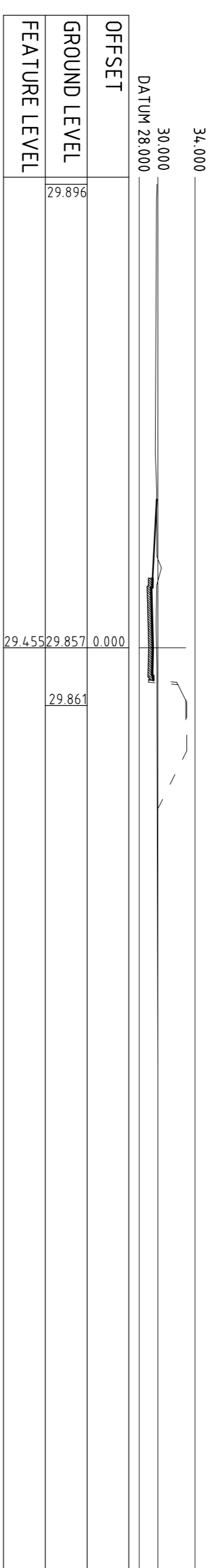
THIS DRAWING MAY BE USED ONLY FOR THE PURPOSE INTENDED AND ONLY WRITTEN DIMENSIONS SHALL BE USED

NOTES

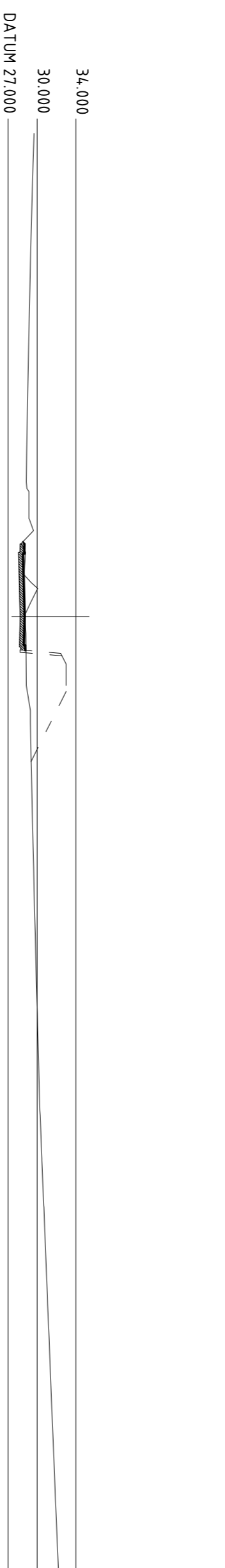
1. THIS DRAWING IS TO BE READ IN CONJUNCTION WITH ALL RELEVANT ARCHITECTS, ENGINEERS, SERVICES AND SPECIALIST DRAWINGS AND SPECIFICATIONS
2. ANY DISCREPANCIES IN DIMENSIONS OR DETAILS BETWEEN THE DRAWINGS SHOULD BE DRAWN TO THE ATTENTION OF THE ENGINEER IN WRITING FOR CLARIFICATION
3. UNLESS OTHERWISE STATED ALL LEVELS ARE IN METRES AND RELATE TO THE SITE SURVEY.
4. ALL ROADWORKS TO BE IN ACCORDANCE WITH THE HIGHWAY AGENCY SPECIFICATION FOR HIGHWAY WORKS TOGETHER WITH ANY REQUIREMENTS OF THE LOCAL HIGHWAY AUTHORITY.
5. ALL ADAPTABLE SEWERS TO BE CONSTRUCTED IN ACCORDANCE WITH SEWERS FOR ADOPTION 5th EDITION AND SPECIFIC REQUIREMENTS OF SOUTH WEST WATER



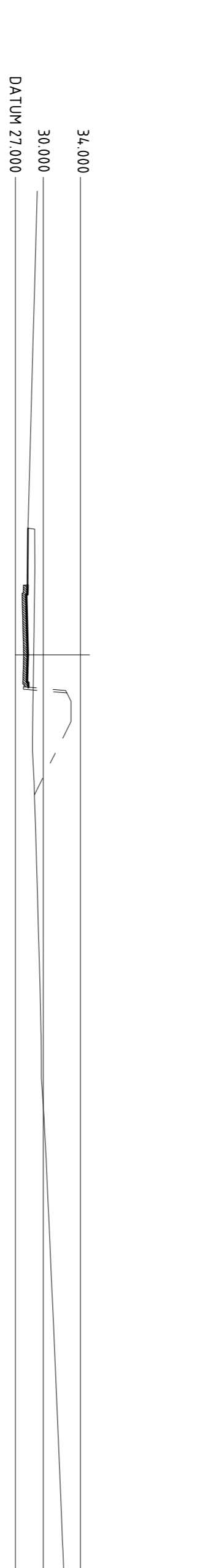
ALIGNMENT H STREET
CHAINAGE 3085.000



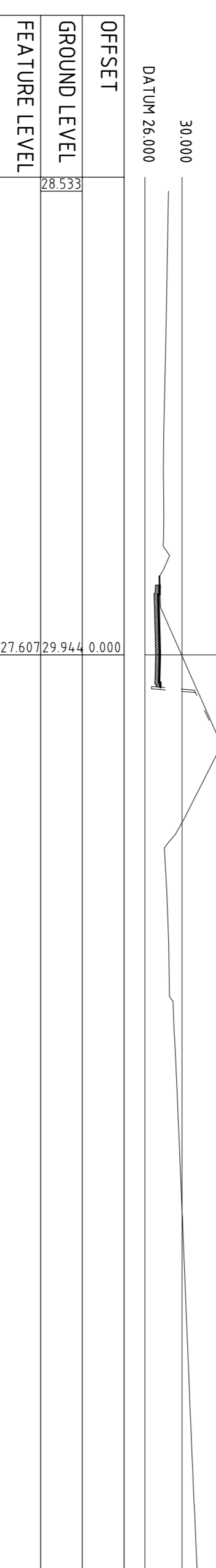
ALIGNMENT H STREET
CHAINAGE 3085.000



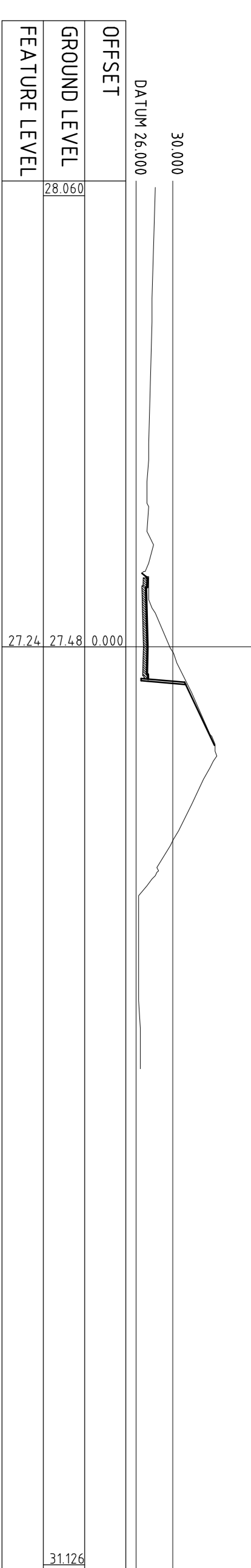
ALIGNMENT H STREET
CHAINAGE 3185.000



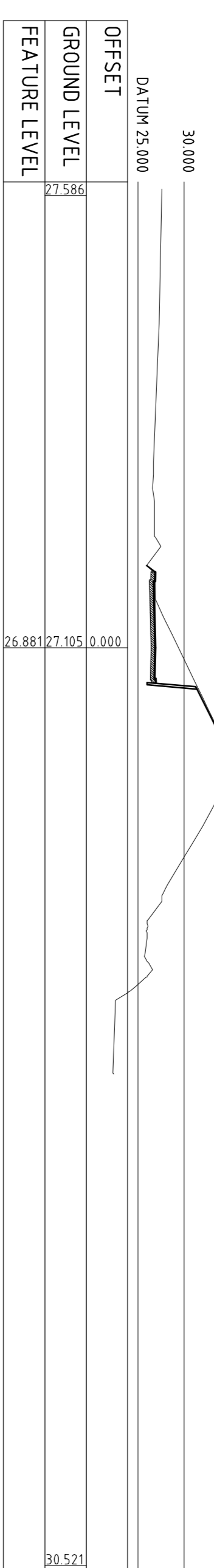
ALIGNMENT H STREET
CHAINAGE 3235.000



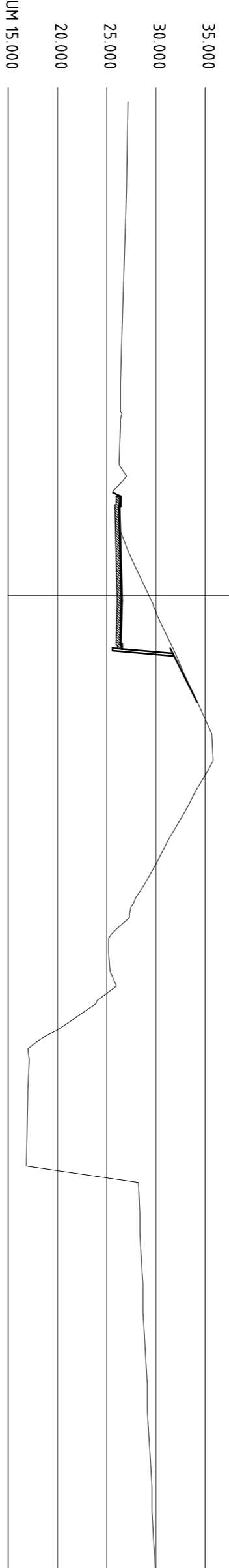
ALIGNMENT H STREET
CHAINAGE 3335.000



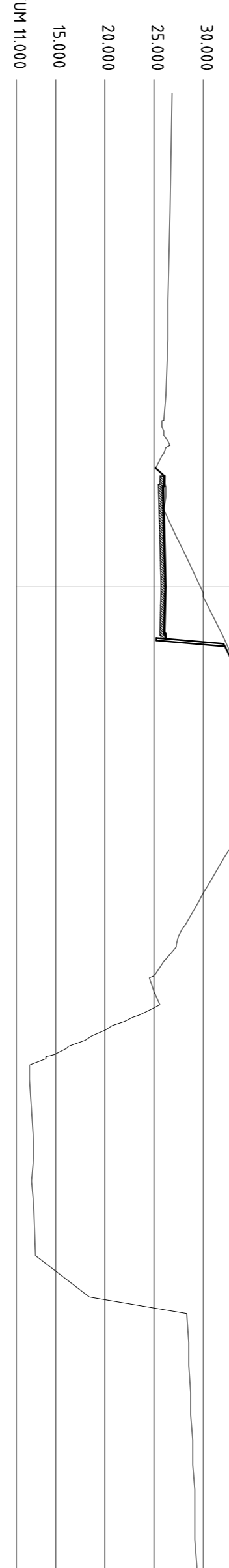
ALIGNMENT H STREET
CHAINAGE 3435.000



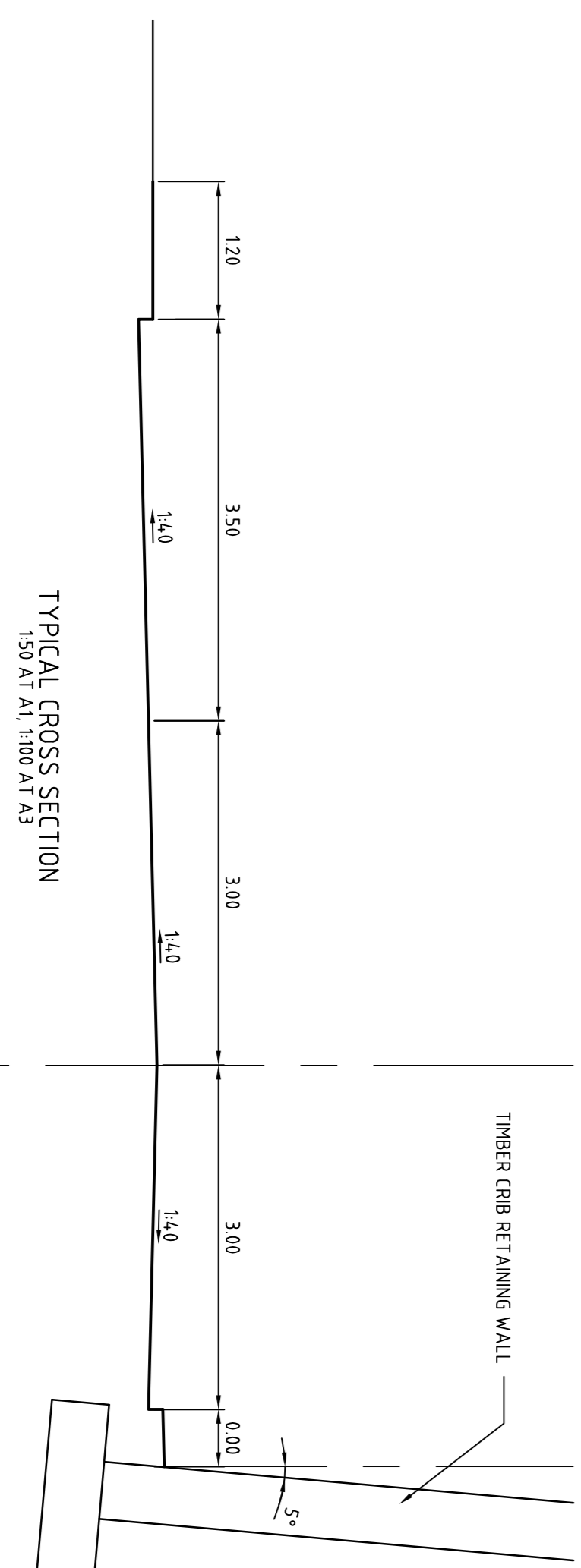
ALIGNMENT H STREET
CHAINAGE 3435.000



ALIGNMENT H STREET
CHAINAGE 3485.000



ALIGNMENT H STREET
CHAINAGE 3535.000



Scale at A1
1:500, 1:100 AT A3

Drawn	JDC	Approved	AB
Tech Check	NH	Date Check	NH
Original		Date	OCT 06

Scott Wilson
Scott House, Baulkham
Hampshire, RG24 4JG
Telephone (01256) 310201
Fax (01256) 310201
www.scottwilson.com

Drawing Number
D108875-731

Rev
B

Job Title
SHERFORD

Drawing Status
PRELIMINARY

By	JR	Date	09.10.07
Checked	JR	Date	20.09.07
Revision Details			A

CROSS SECTIONS FOR CHA35
1:500 APPROVED BY SHOWN
ON A35 APPROVED BY SHOWN
DATE
DEFINED ON DWG 713
PINK REVISONS TO CROSS
SECTION NOTES

Drawing Title
**MAIN STREET FROM
DEEP LANE TO HAYE ROAD
CROSS SECTIONS
SHEET 9 OF 9**